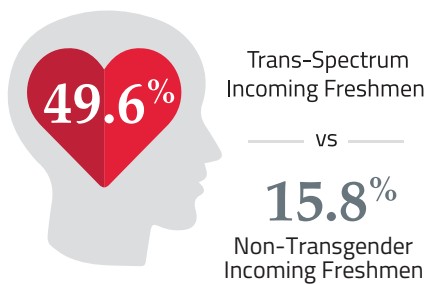
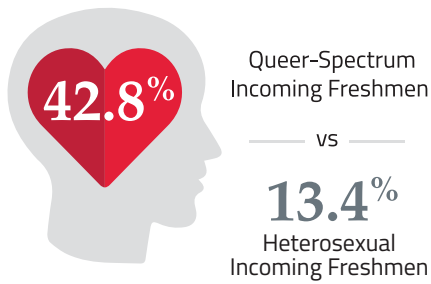
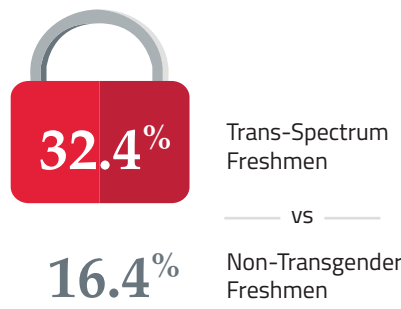
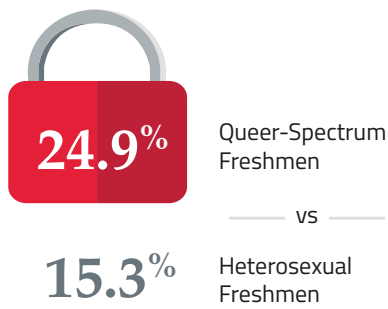


# Health Outcomes

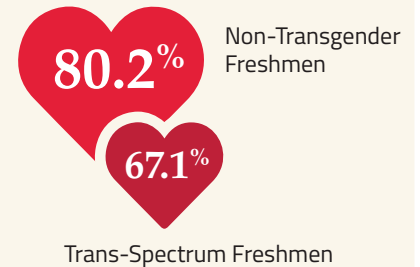
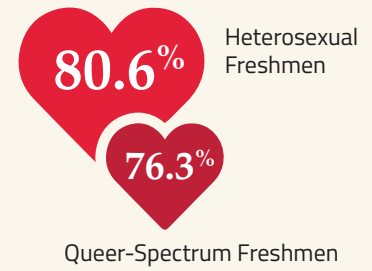
## SELF-APPRAISAL OF EMOTIONAL HEALTH AS BELOW AVERAGE/LOWEST 10% COMPARED TO PEERS<sup>4</sup>



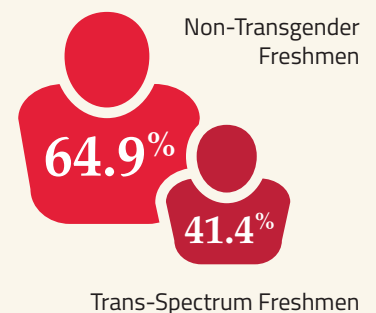
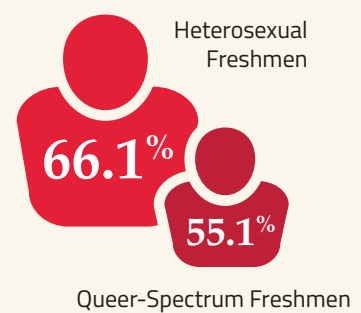
## STUDENTS FREQUENTLY FEELING ISOLATED FROM CAMPUS LIFE<sup>5</sup>





## WEEKLY FAMILY INTERACTIONS<sup>5</sup>




## WITH SIBLINGS/ EXTENDED FAMILY<sup>5</sup>



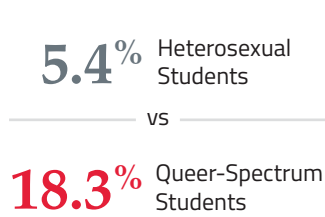
## STUDENTS WHO FELT VERY LONELY IN THE LAST 12 MONTHS<sup>1</sup>



## STUDENTS WHO FELT SO DEPRESSED IT WAS DIFFICULT TO FUNCTION IN THE LAST 12 MONTHS<sup>1</sup>






## ENGAGED IN SELF-INJURY IN THE PREVIOUS YEAR<sup>1</sup>



## SERIOUSLY CONSIDERED SUICIDE IN THE LAST 12 MONTHS<sup>1</sup>



## CIGARETTE SMOKING IN THE LAST 30 DAYS<sup>1</sup>



## MARIJUANA SMOKING IN THE LAST 30 DAYS<sup>1</sup>

30.9% Queer-Spectrum Students

24.2% Trans-Spectrum Students

18.8% Heterosexual Students

20.0% Non-Transgender Students



<sup>1</sup> ACHA-National College Health Assessment (2016) 126 institutions, total N=73,665, Queer-Spectrum n=9,331 (12.7%), Trans-Spectrum n=2,294 (3.1%)  
<sup>4</sup> The Freshman Survey, CIRP (2016) 250 institutions, total n=169,480, Queer-Spectrum n=12,872 (7.6%), Trans-Spectrum n=675 (<1%)  
<sup>5</sup> Your First College Year Survey, CIRP (2016), 249 institutions, total n=18,348, Queer-Spectrum n=2,022 (11.0%), Trans-Spectrum n=156 (<1%)