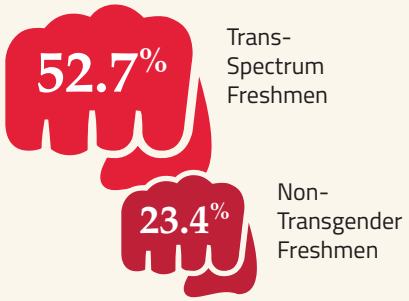
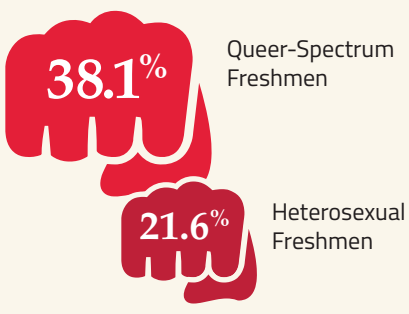
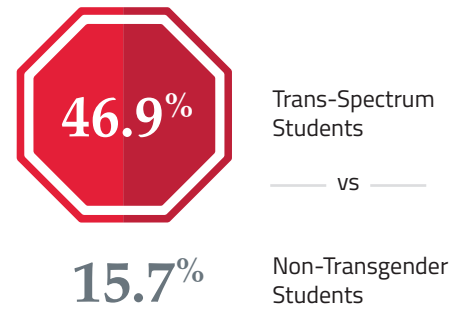
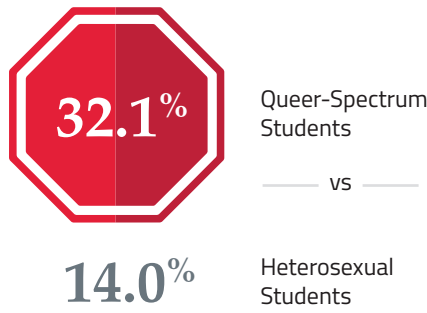


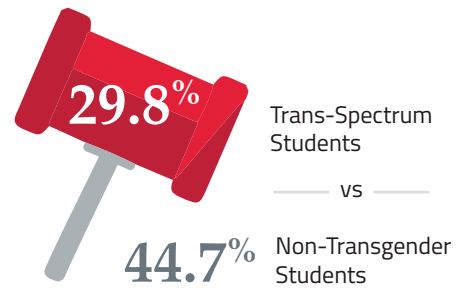
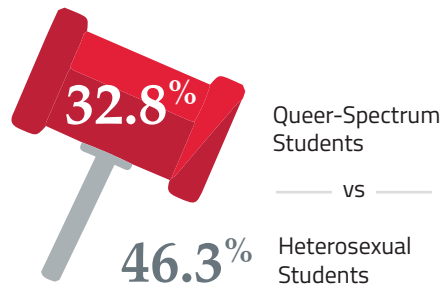
STUDENTS FEELING UNSAFE AFTER THEIR FIRST YEAR ON CAMPUS* 5



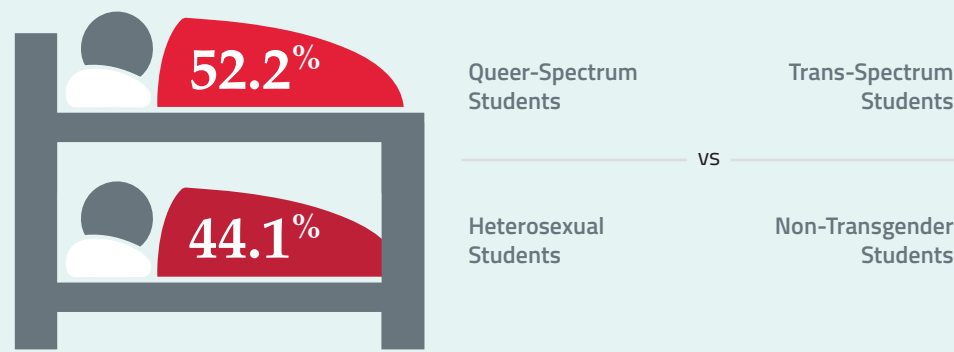
STUDENTS FEELING DISCRIMINATED AGAINST 7 BASED ON RACE/ETHNICITY, GENDER, SEXUAL ORIENTATION, DISABILITY STATUS, OR RELIGIOUS AFFILIATION**



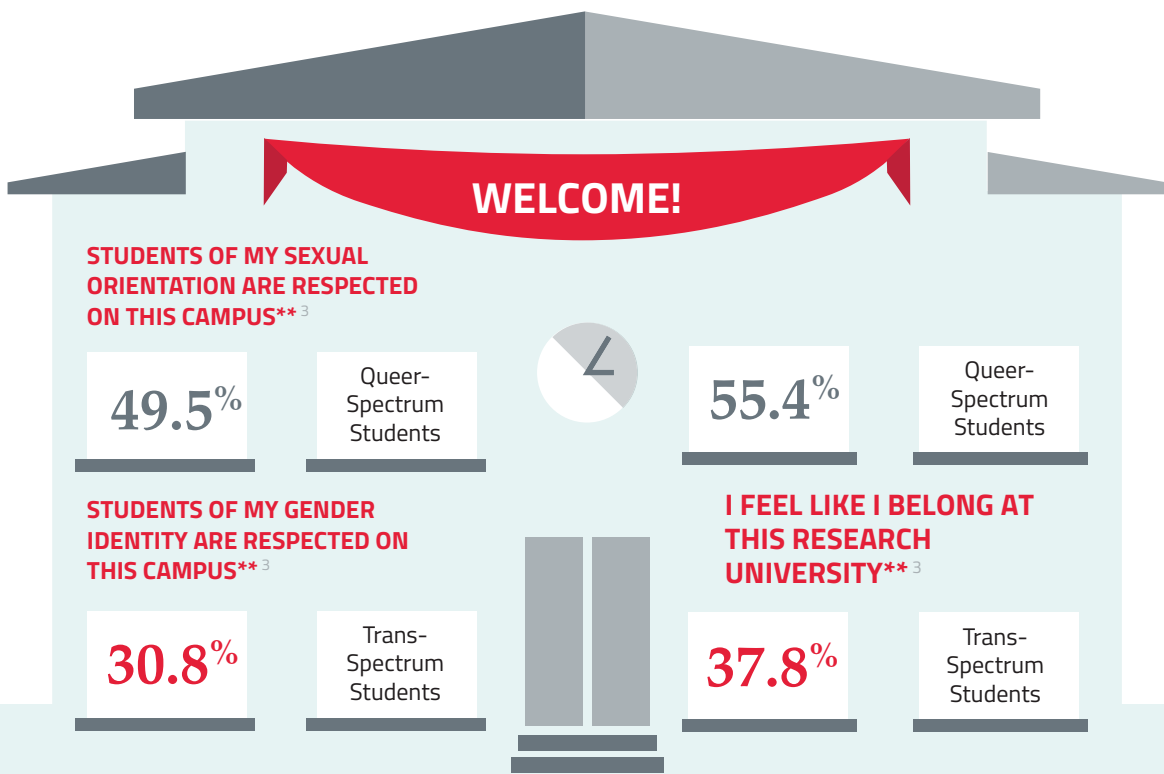

STUDENTS LEVEL OF SATISFACTION 6 WITH ADMINISTRATION'S RESPONSE TO DISCRIMINATION**



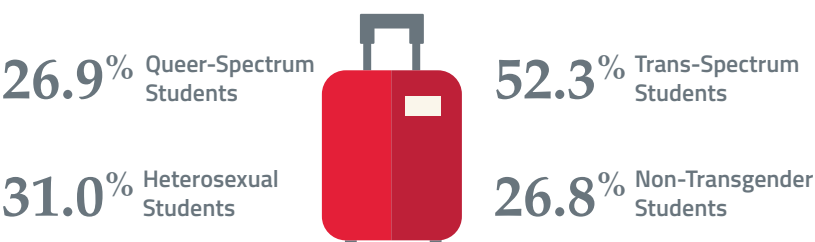
STUDENTS REPORTING THEY HAD DIFFICULTY GETTING ALONG WITH THEIR ROOMMATE* 5



STUDENTS REPORTING BEING VERBALLY THREATENED WITHIN THE PAST 12 MONTHS 1



STUDENTS WHO TOOK A 1-TERM BREAK BECAUSE THEY DID NOT FEEL THEY "FIT IN"*** 6



¹ ACHA-National College Health Assessment (2016) 126 institutions, total N=73,665, Queer-Spectrum n=9,331 (12.7%), Trans-Spectrum n=2,294 (3.1%)

³ Undergraduate Student Experience in the Research University (2016) 18 institutions, total N=87,996, Queer-Spectrum n=9,879 (11.4%), Trans-Spectrum n=1,526 (1.7%)

⁵ Your First College Year Survey, CIRP (2016), 249 institutions, total N=18,348, Queer-Spectrum n=2,022 (11.0%), Trans-Spectrum n=156 (<1%)

⁶ Diverse Learning Environments Survey, CIRP (2016) 25 institutions, total N=30,289 Queer-Spectrum n=2,764 (9.1%), Trans-Spectrum n=225 (<1%)

⁷ College Senior Survey, CIRP (2017) 79 Institutions, total N=19,117, Queer-Spectrum n=1,853 (9.7%), Trans-Spectrum n=160 (<1%)

*Students who responded occasionally/frequently to this statement

**Students who responded agree/strongly agree to this statement

***Students who responded very important/essential to this statement